

# J & J ENGINEERING

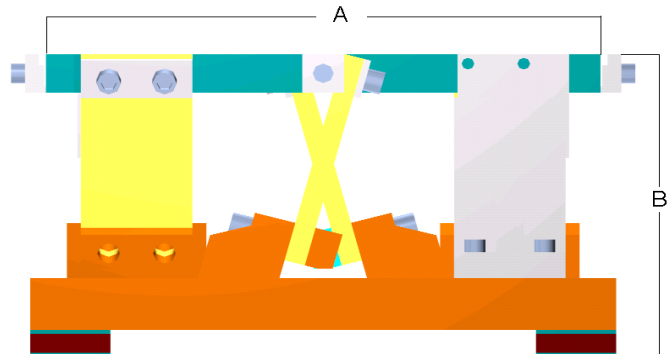
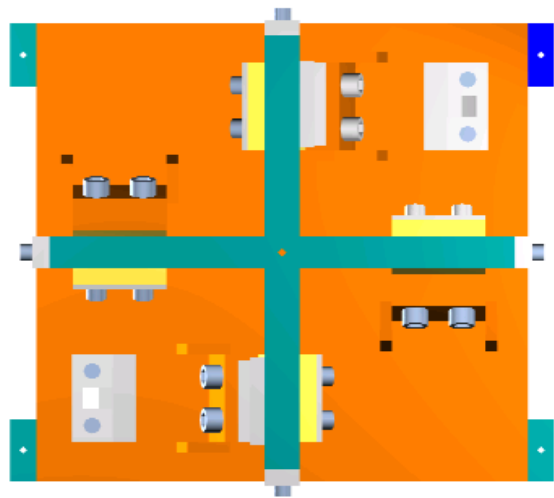
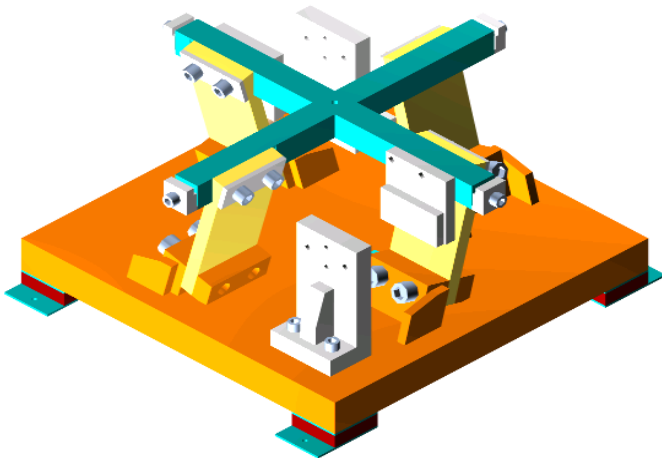
## BASE DRIVES

Size	A	B	Cross Arm Size	Drive Weight In lb.	Coil Size	Foot Size
6	5 15/16	5 3/8	3/4	20	V106	Small
8	7 15/16	7 5/8	3/4	50	V106	Medium
10	9 15/16	7 5/8	3/4	70	V106	Medium
12	11 15/16	10 1/8	1	120	V103	Medium
15	11 15/16	10 1/8	1	175	V101	Medium
18	17 15/16	11 3/8	1 1/2 x 1 1/2	250	V101	Large
21	20 15/16	11 3/8	1 1/2 x 1 1/2	350	V101	Large
24	23 15/16	11 3/8	1 1/2 x 1 1/2	430	V101	Large
27	26 15/16	11 3/8	1 1/2 x 1 1/2	525	V101	Large
30	29 15/16	11 3/8	1 1/2 x 1 1/2	625	V101	Large
36	35 15/16	11 3/8	1 1/2 x 1 1/2	850	V101	Large
42	41 15/16	11 3/8	1 1/2 x 1 1/2	1150	V101	Large

\*2 in Plates Standard

### ALSO AVAILABLE:

- \*Additional Post 6 or 8
- \*Heavy Duty Drives
- \*Custom Drives
- \*UL, C.E. or CSA Coils



PHONE: (317) 462-2309

TOLL FREE: (877) 462-2309

FAX: (317) 462-7944

E-MAIL: J\_JENGINEERING@SBCGLOBAL.NET